

soteck®

Reliability

Profession

Technology

Innovation



Environmentally Friendly: SotECK Emphasizes Product Safety, Quality, Function, and Design

SotECK Corporation, founded in 1992, specializes in producing hand saws, hack saws, pruning saws, multi-function saws, and knife sets. **sotECK** is a self-created brand with a trademark featuring five petals forming the letter 'O,' symbolizing youthful vitality and the marketing of diverse products across five continents.

SotECK has obtained **ISO-9001** and **BSCI** factory certifications, holds multiple product **patents**, and complies with the **GS** standard by Germany, ensuring product safety and the use of plastic materials free from **PAHs** and **REACH**.

Currently, we are committed to following **ESG** policies and relevant regulations, establishing corresponding measures, and comprehensively showcasing efforts in environmental protection, social responsibility, and governance to ensure adherence to sustainable development principles.

SotECK has long-term technical application and **R&D** collaborations with well-known European companies. We possess the latest testing equipment and fully automated machines from Europe and Japan.

This has not only improved efficiency and durability but also enhanced quality control, technology, service, safety, and management, enabling us to provide the most professional performance.

To maintain a high sensitivity to global market trends and design diverse products that meet market preferences, we attend many professional hardware exhibitions worldwide.

With these resources, we have the most professional R&D team capable of meeting customer **OEM** and **ODM** needs.

Our major markets include Europe, North America, South America, Japan, Australia, and Southeast Asia. We fulfill three major goals: "best quality," "reasonable price," and "user safety" by prioritizing customers, properly handling client feedback, and quickly understanding clients' needs.

We constantly develop new products and strive to offer clients more value than they paid for.



▶ COMPANY PROFILE



RECEIVING



PRODUCE



ASSEMBLY












SHIPPING








▶ CONTENTS



HAND TOOLS

- P.06 HAND SAW 
- P.08 BACK SAW 
- P.10 WALLBOARD SAW 
- P.12 HOLE SAW 
- P.14 CARPENTRY SAW 
- P.22 HACK SAW 
- P.26 JUNIOR HACK SAW 
- P.29 COPING SAW 
- P.32 MULTI-FUNCTION SAW 
- P.34 KNIFE SET 

GARDEN TOOLS

- P.40 POLE SAW 
- P.41 CURVE PRUNING SAW 
- P.46 PRUNING SAW 
- P.49 BOW SAW & PRUNER 
- P.51 FOLDING PRUNING SAW 

ICON



RELIABILITY

HAND SAW



YU - 4019ATH-7T

HAND SAW

- BLADE: 7T/1", 1.0MM(T), HIGH CARBON STEEL BLADE, TRIPLE-BEVEL TEETH, IMPULSE-HARDENING TEETH, LACQUERED.
- HANDLE: ABS AND TPR PLASTIC HANDLE.
- COLOR SLEEVE.
YU-4019ATH-7T-16 16"(400MM), PACKING: 12/36ctn, 16/17kg, 2'
YU-4019ATH-7T-18 18"(450MM), PACKING: 12/24ctn, 13/14kg, 1.7'
YU-4019ATH-7T-20 20"(500MM), PACKING: 12/24ctn, 14/15kg, 1.7'
YU-4019ATH-7T-22 22"(550MM), PACKING: 12/24ctn, 15.5/16.5kg, 1.8'



YU - 4029AU-7T

HAND SAW

- BLADE: 7T/1", 1.0MM(T), HIGH CARBON STEEL BLADE, TRIPLE-BEVEL TEETH, GULLET TEETH, IMPULSE-HARDENING TEETH, HIGH HARDNESS AND LOW FRICTION BLACK COATING BLADE.
- HANDLE: ABS AND TPR PLASTIC HANDLE.
- COLOR SLEEVE.
YU-4029AU-7T-18 18"(450MM), PACKING: 12/24ctn, 14/15kg, 1.7'
YU-4029AU-7T-20 20"(500MM), PACKING: 12/24ctn, 14.5/15.5kg, 1.7'
YU-4029AU-7T-22 22"(550MM), PACKING: 12/24ctn, 16/17kg, 1.8'
YU-4029AU-7T-24 24"(600MM), PACKING: 12/24ctn, 17/18kg, 1.8'



YU - 4029A-11T

HAND SAW

- BLADE: 11T/1", 1.0MM(T), HIGH CARBON STEEL BLADE, TRIPLE-BEVEL TEETH, IMPULSE-HARDENING TEETH, HIGH HARDNESS AND LOW FRICTION BLACK COATING BLADE.
- HANDLE: ABS AND TPR PLASTIC HANDLE.
- COLOR SLEEVE.
YU-4029A-11T-16 16"(400MM), PACKING: 12/36ctn, 18/19kg, 1.7'
YU-4029A-11T-18 18"(450MM), PACKING: 12/24ctn, 15.5/16.5kg, 1.3'
YU-4029A-11T-20 20"(500MM), PACKING: 12/24ctn, 16.5/17.5kg, 1.4'
YU-4029A-11T-22 22"(550MM), PACKING: 12/24ctn, 18/19kg, 1.5'



YU - 4040

HAND SAW

- BLADE: 7T/1", 0.8MM(T), HIGH CARBON STEEL BLADE, FILE TEETH, IMPULSE-HARDENING TEETH, LACQUERED.
- HANDLE: ABS AND TPR PLASTIC HANDLE.
- COLOR SLEEVE.
YU-4040-16 16"(400MM), PACKING: 12/48ctn, 19/20kg, 2'
YU-4040-18 18"(450MM), PACKING: 12/36ctn, 17/18kg, 1.8'
YU-4040-20 20"(500MM), PACKING: 12/36ctn, 18/19kg, 2.2'
YU-4040-22 22"(550MM), PACKING: 12/36ctn, 19/20kg, 2.3'



YU - 4039ATH-7T

HAND SAW

- BLADE: 7T/1", 1.0MM(T), HIGH CARBON STEEL BLADE, TRIPLE-BEVEL TEETH, IMPULSE-HARDENING TEETH, LACQUERED.
- HANDLE: ABS AND TPR PLASTIC HANDLE.
- COLOR SLEEVE.
YU-4039ATH-7T-16 16"(400MM), PACKING: 12/36ctn, 12.5/13.5kg, 2.3'
YU-4039ATH-7T-18 18"(450MM), PACKING: 12/24ctn, 12/13kg, 1.8'
YU-4039ATH-7T-20 20"(500MM), PACKING: 12/24ctn, 13/14kg, 1.9'
YU-4039ATH-7T-22 22"(550MM), PACKING: 12/24ctn, 14.5/15.5kg, 2'



YU - 910

HAND SAW

- BLADE: 7T/1", 0.8MM(T), HIGH CARBON STEEL BLADE, NORMAL TEETH, FILE TEETH, IMPULSE-HARDENING TEETH, LACQUERED.
- HANDLE: ABS PLASTIC HANDLE.
- COLOR SLEEVE.
YU-910BCH-16 16"(400MM), PACKING: 12/48ctn, 17/18kg, 2'
YU-910BCH-18 18"(450MM), PACKING: 12/48ctn, 18.5/19.5kg, 2.2'
YU-910BCH-20 20"(500MM), PACKING: 12/48ctn, 20/21kg, 2.4'
YU-910BCH-22 22"(550MM), PACKING: 12/36ctn, 15.5/16.5kg, 2.1'



YU - 4049A-11T

HAND SAW

- BLADE: 11T/1", 1.0MM(T), HIGH CARBON STEEL BLADE, TRIPLE-BEVEL TEETH, IMPULSE-HARDENING TEETH, HIGH HARDNESS AND LOW FRICTION BLACK COATING BLADE.
- HANDLE: ABS AND TPR PLASTIC HANDLE.
- COLOR SLEEVE.
YU-4049A-11T-16 16"(400MM), PACKING: 12/36ctn, 13/14kg, 2.3'
YU-4049A-11T-18 18"(450MM), PACKING: 12/24ctn, 12.5/13.5kg, 1.8'
YU-4049A-11T-20 20"(500MM), PACKING: 12/24ctn, 13.5/14.5kg, 1.9'
YU-4049A-11T-22 22"(550MM), PACKING: 12/24ctn, 15/16kg, 2'



BACK SAW



YU - 4036ATH

BACK SAW (TENON SAW)

- BLADE: 11T/1", 0.7MM(T), HIGH CARBON STEEL BLADE, TRIPLE-BEVEL TEETH, IMPULSE-HARDENING TEETH, LACQUERED.
- HANDLE: ABS AND TPR PLASTIC HANDLE.
- COLOR SLEEVE.
- YU-4036ATH-12 12"(300MM), PACKING: 12/36ctn, 16/17kg, 2'
- YU-4036ATH-14 14"(350MM), PACKING: 12/36ctn, 17.5/18.5kg, 2.3'



YU - 4037ATH-12

12"(300MM) FLOORING SAW

- BLADE: 12"(300MM), 11T/1", 0.7MM(T), HIGH CARBON STEEL BLADE, TRIPLE-BEVEL TEETH, IMPULSE-HARDENING TEETH, LACQUERED.
- DOUBLE TEETH DESIGN ALLOWS BLADE START IN FLOORS, ETC.
- HANDLE: ABS AND TPR PLASTIC HANDLE.
- PACKING: COLOR SLEEVE, 12/36ctn, 13.5/14.5kg, 2'



YU - 4067ATH-12


12"(300MM) FLOORING SAW

- BLADE: 12"(300MM), 11T/1", 0.7MM(T), HIGH CARBON STEEL BLADE, TRIPLE-BEVEL TEETH, IMPULSE-HARDENING TEETH, LACQUERED.
- DOUBLE TEETH DESIGN ALLOWS BLADE START IN FLOORS, ETC.
- HANDLE: ABS AND TPR PLASTIC HANDLE.
- PACKING: COLOR SLEEVE, 12/48ctn, 17/18kg, 2.3'



MIRTE BOX

- PLASTIC MITRE BOX; WITH 90°, 45°, 22.5° LINES. PP WITH IMPACT PROOF MATERIAL.
- BULK.
- YU-4003 12"(300MM), (300*90*50MM) INTERNAL DIAMETER
PACKING: 1/50ctn, 19/20kg, 4.3'
- YU-4004 14"(350MM), (350*120*110MM) INTERNAL DIAMETER
PACKING: 1/16ctn, 13/14kg, 3.3'



YU - 4066

BACK SAW (TENON SAW)

- BLADE: 11T/1", 0.6MM(T), HIGH CARBON STEEL BLADE, NORMAL TEETH, IMPULSE-HARDENING TEETH, LACQUERED
- HANDLE: ABS AND TPR PLASTIC HANDLE.
- COLOR SLEEVE
- YU-4066-12 12"(300MM), PACKING: 12/36ctn, 15.5/16.5kg, 1.8'
- YU-4066-14 14"(350MM), PACKING: 12/36ctn, 18/19kg, 2'



YU - 40602

MITRE BOX W/ BACK SAW

- TIED ON CARD.

- YU-40602-12 INCLUDE: YU-4066-12 & YU-4003
PACKING: 1/12ctn, 10/11kg, 2.9'
- YU-40602-14 INCLUDE: YU-4066-14 & YU-4003
PACKING: 1/12ctn, 11/12kg, 2.7'



YU - 4066-16

16"(400MM) BACK SAW

- BLADE: 16"(400MM), 7T/1", 0.8MM(T), 130MM(W), HIGH CARBON STEEL BLADE, NORMAL TEETH, IMPULSE-HARDENING TEETH, LACQUERED.
- HANDLE: ABS AND TPR PLASTIC HANDLE.
- PACKING: COLOR SLEEVE, 12/24ctn, 16/17kg, 1.7'



YU - 40603-16

14" MITRE BOX W/16" BACK SAW

- INCLUDE: YU-4066-16 & YU-4004.
- PACKING: TIED ON CARD, 1/6ctn, 9/10kg, 2.3'



WALLBOARD SAW



YU - 4012

6" (150MM) WALLBOARD SAW

- BLADE: 6" (150MM), 7T/1", 1.2MM(T), HIGH CARBON STEEL BLADE, FILE TEETH, IMPULSE-HARDENING TEETH, LACQUERED.
- HANDLE: PP AND TPR PLASTIC HANDLE.
- PACKING: HALF SLIDING CARD, 12/72ctn, 10/11kg, 2.3'



YU - 4034-9T-12

12" (300MM) KEY HOLE SAW

- BLADE: 12" (300MM), 9T/1", 1.2MM(T), HIGH CARBON STEEL BLADE, TRIPLE-BEVEL TEETH, IMPULSE-HARDENING TEETH, LACQUERED.
- HANDLE: ABS AND TPR PLASTIC HANDLE.
- PACKING: COLOR SLEEVE, 12/48ctn, 10/11kg, 2.3'



YU - 4088

6" (150MM) WALLBOARD SAW

- BLADE: 6" (150MM), 7T/1", 1.2MM(T), HIGH CARBON STEEL BLADE, FILE TEETH, IMPULSE-HARDENING TEETH, LACQUERED.
- HANDLE: PP AND TPR PLASTIC HANDLE.
- PACKING: HALF SLIDING CARD, 12/72ctn, 12/13kg, 2.3'



YU - 485134BCH

12" (300MM) KEY HOLE SAW

- BLADE: 12" (300MM), 7T/1", 1.2MM(T), HIGH CARBON STEEL BLADE, FILE TEETH AND IMPULSE-HARDENING TEETH, LACQUERED.
- HANDLE: ABS AND TPR PLASTIC HANDLE.
- PACKING: COLOR SLEEVE, 12/48ctn, 9.6/10.6kg, 2.3'



YU - 4088S-18

6" (150MM) WALLBOARD SAW W/ SHEATH

- BLADE: 6" (150MM), 7T/1", 1.8MM(T), HIGH CARBON STEEL BLADE, FILE TEETH, IMPULSE-HARDENING TEETH, LACQUERED.
- HANDLE: PP AND TPR PLASTIC HANDLE W/ PP PLASTIC SHEATH.
- PACKING: TIED ON CARD, 12/72ctn, 13.5/14.5kg, 2.6'



YU - 4814

12" (300MM) KEY HOLE SAW

- BLADE: 12" (300MM), 7T/1", 1.2MM(T), HIGH CARBON STEEL BLADE, FILE TEETH, LACQUERED.
- HANDLE: ABS AND TPR PLASTIC HANDLE.
- PACKING: COLOR SLEEVE, 12/72ctn, 12.5/13.5kg, 2.2'



YU - 4089-18

6" (150MM) WALLBOARD SAW

- BLADE: 6" (150MM), 7T/1", 1.8MM(T), HIGH CARBON STEEL BLADE, FILE TEETH, IMPULSE-HARDENING TEETH, LACQUERED.
- HANDLE: PP AND TPR PLASTIC HANDLE.
- PACKING: HALF SLIDING CARD, 12/72ctn, 8/9kg, 1.9'



YU - 9356

KEY HOLE SAW

- BLADE: 120-190 MM, 15T/1", 1.0MM(T), HIGH CARBON STEEL BLADE, DUAL-BEVEL TEETH, LACQUERED.
- HANDLE: PP PLASTIC HANDLE.
- PACKING: SLIDING CARD, 12/96ctn, 14/15kg, 2'



YU - 4089S-18

6" (150MM) WALLBOARD SAW W/ SHEATH

- BLADE: 6" (150MM), 7T/1", 1.8MM(T), HIGH CARBON STEEL BLADE, FILE TEETH, IMPULSE-HARDENING TEETH, LACQUERED.
- HANDLE: PP AND TPR PLASTIC HANDLE W/ PP PLASTIC SHEATH.
- PACKING: TIED ON CARD, 12/72ctn, 10.5/11.5kg, 2.3'



YU - 9355

6" (150MM) WALLBOARD SAW

- BLADE: 6" (150MM), 7T/1", 1.2MM(T), HIGH CARBON STEEL BLADE, NORMAL TEETH, IMPULSE-HARDENING TEETH, LACQUERED.
- HANDLE: WOODEN HANDLE.
- PACKING: BLISTER CARD, 12/72ctn, 8/9kg, 1.7'



HOLE SAW



YU - 9222A8

7PC HOLE SAW SET

- BLADE: 2" (50MM) DEPTH, 7PC HIGH CARBON STEEL BLADES WITH SMALL OPEN, 1" (25MM), 1-1/4" (32MM), 1-1/2" (38MM), 1-3/4" (44MM), 2" (51MM), 2-1/4" (57MM), 2-1/2" (64MM), WITH 8MM DRILL.
- BASE: HEAVY DUTY ALUMINUM BASE.
- PACKING: BLISTER CARD, 10/60ctn, 16.5/17.5kg, 2.3'



YU - 9293

3PC HOLE SAW SET

- BLADE: 40MM DEPTH, 3PC HIGH CARBON STEEL BLADES: 2-3/8" (60MM), 2-3/4" (67MM), 2-7/8" (74MM), WITH 8MM DRILL.
- BASE: HEAVY DUTY ALUMINUM BASE.
- PACKING: DOUBLE BLISTER CARD, 10/40ctn, 13/14kg, 2.7'



YU - 9294

65MM HOLE SAW SET

- BLADE: 40MM DEPTH, 2-1/2" (64MM) HIGH CARBON STEEL BLADE, WITH 8MM DRILL.
- BASE: HEAVY DUTY ALUMINUM BASE.
- PACKING: TIED ON CARD, 8/64ctn, 11/12kg, 2.7'



YU - 9295

5PC HOLE SAW SET

- BLADE: 40MM DEPTH, 5PC HIGH CARBON STEEL BLADES: 2-3/8" (60MM), 2-3/4" (67MM), 2-7/8" (74MM), 3-1/4" (81MM), 3-3/4" (95MM), WITH 10MM DRILL.
- BASE: HEAVY DUTY ALUMINUM BASE.
- PACKING: DOUBLE BLISTER CARD, 10/30ctn, 16.5/17.5kg, 3.1'



sotek®



PROFESSION

CARPENTRY SAW



YU - 1823ATH

8.8" (220MM) RAPID PULL SAW

- BLADE: 8.8" (220MM), 17T/1", 0.6MM(T), HIGH CARBON STEEL BLADE, TRIPLE-BEVEL TEETH, IMPULSE-HARDENING TEETH, LACQUERED; CHANGEABLE BLADE.
- HANDLE: ABS AND TPR PLASTIC HANDLE.
- PACKING: COLOR SLEEVE, 12/72ctn, 12/13kg, 2.3'



YU - 1823MATH

8.8" (220MM) RAPID PULL SAW

- BLADE: 8.8" (220MM), 17T/1", 0.6MM(T), HIGH CARBON STEEL BLADE, TRIPLE-BEVEL TEETH, IMPULSE-HARDENING TEETH, LACQUERED; CHANGEABLE BLADE.
- HANDLE: ABS AND TPR PLASTIC HANDLE.
- PACKING: COLOR SLEEVE, 12/72ctn, 12/13kg, 2.1'



YU - 1824ATH

9" (225MM) RAPID PULL SAW

- BLADE: 9" (225MM), 17T/1", 0.6MM(T), HIGH CARBON STEEL BLADE, TRIPLE-BEVEL TEETH, IMPULSE-HARDENING TEETH, LACQUERED; CHANGEABLE BLADE.
- HANDLE: ABS AND TPR PLASTIC HANDLE.
- PACKING: COLOR SLEEVE, 12/72ctn, 12/13kg, 1.9'



YU - 1824MATH

9.5" (240MM) RAPID PULL SAW

- BLADE: 9.5" (240MM), 17T/1", 0.6MM(T), HIGH CARBON STEEL BLADE, TRIPLE-BEVEL TEETH, IMPULSE-HARDENING TEETH, LACQUERED; CHANGEABLE BLADE.
- HANDLE: ABS AND TPR PLASTIC HANDLE.
- PACKING: COLOR SLEEVE, 12/72ctn, 12/13kg, 2.1'



YU - 1865ATH

10.5" (265MM) RAPID PULL SAW

- BLADE: 10.5" (265MM), 15T/1", 0.6MM(T), HIGH CARBON STEEL BLADE, TRIPLE-BEVEL TEETH, IMPULSE-HARDENING TEETH, LACQUERED; CHANGEABLE BLADE.
- HANDLE: ABS AND TPR PLASTIC HANDLE.
- PACKING: COLOR SLEEVE, 12/48ctn, 12/13kg, 2'



YU - 1865MATH

10.5" (265MM) RAPID PULL SAW

- BLADE: 10.5" (265MM), 15T/1", 0.6MM(T), HIGH CARBON STEEL BLADE, TRIPLE-BEVEL TEETH, IMPULSE-HARDENING TEETH, LACQUERED; CHANGEABLE BLADE.
- HANDLE: ABS AND TPR PLASTIC HANDLE.
- PACKING: COLOR SLEEVE, 12/48ctn, 12/13kg, 2'



YU - 1866ATH

12" (300MM) RAPID PULL SAW

- BLADE: 12" (300MM), 17T/1", 0.7MM(T), HIGH CARBON STEEL BLADE, TRIPLE-BEVEL TEETH, IMPULSE-HARDENING TEETH, LACQUERED; CHANGEABLE BLADE.
- HANDLE: ABS AND TPR PLASTIC HANDLE.
- PACKING: COLOR SLEEVE, 12/48ctn, 13/14kg, 2.5'



YU - 1866MATH

12" (300MM) RAPID PULL SAW

- BLADE: 12" (300MM), 17T/1", 0.7MM(T), HIGH CARBON STEEL BLADE, TRIPLE-BEVEL TEETH, IMPULSE-HARDENING TEETH, LACQUERED; CHANGEABLE BLADE.
- HANDLE: ABS AND TPR PLASTIC HANDLE.
- PACKING: COLOR SLEEVE, 12/48ctn, 13/14kg, 2.5'



CARPENTRY SAW



YU - 1823FATH

8.8" (220MM) RAPID PULL SAW

- BLADE: 8.8" (220MM), 17T/1", 0.6MM(T), HIGH CARBON STEEL BLADE, TRIPLE-BEVEL TEETH, IMPULSE-HARDENING TEETH, LACQUERED.
- HANDLE: ABS AND TPR PLASTIC HANDLE.
- PACKING: COLOR SLEEVE, 12/72ctn, 12/13kg, 2.3'



YU - 1824FATH

9" (225MM) RAPID PULL SAW

- BLADE: 9" (225MM), 17T/1", 0.6MM(T), HIGH CARBON STEEL BLADE, TRIPLE-BEVEL TEETH, IMPULSE-HARDENING TEETH, LACQUERED.
- HANDLE: ABS AND TPR PLASTIC HANDLE.
- PACKING: COLOR SLEEVE, 12/72ctn, 13/14kg, 1.7'



YU - 1865FATH

10.5" (265MM) RAPID PULL SAW

- BLADE: 10.5" (265MM), 15T/1", 0.6MM(T), HIGH CARBON STEEL BLADE, TRIPLE-BEVEL TEETH, IMPULSE-HARDENING TEETH, LACQUERED.
- HANDLE: ABS AND TPR PLASTIC HANDLE.
- PACKING: COLOR SLEEVE, 12/48ctn, 12/13kg, 2'



YU - 1866FATH

12" (300MM) RAPID PULL SAW

- BLADE: 12" (300MM), 17T/1", 0.7MM(T), HIGH CARBON STEEL BLADE, TRIPLE-BEVEL TEETH, IMPULSE-HARDENING TEETH, LACQUERED.
- HANDLE: ABS AND TPR PLASTIC HANDLE.
- PACKING: COLOR SLEEVE, 12/48ctn, 13/14kg, 2.5'



YU - 4823

8.8" (220MM) RAPID PULL SAW

- BLADE: 8.8" (220MM), 17T/1", 0.6MM(T), HIGH CARBON STEEL BLADE, TRIPLE-BEVEL TEETH, IMPULSE-HARDENING TEETH, LACQUERED.
- EXCHANGEABLE BLADE.
- HANDLE: ABS AND TPR PLASTIC HANDLE.
- PACKING: COLOR SLEEVE, 12/72ctn, 12/13kg, 1.7'



YU - 4824

9.5" (240MM) RAPID PULL SAW

- BLADE: 9.5" (240MM), 17T/1", 0.6MM(T), HIGH CARBON STEEL BLADE, TRIPLE-BEVEL TEETH, IMPULSE-HARDENING TEETH, LACQUERED.
- EXCHANGEABLE BLADE.
- HANDLE: ABS AND TPR PLASTIC HANDLE.
- PACKING: COLOR SLEEVE, 12/72ctn, 13/14kg, 2.1'



YU - 4865

10.5" (265MM) RAPID PULL SAW

- BLADE: 10.5" (265MM), 15T/1", 0.6MM(T), HIGH CARBON STEEL BLADE, TRIPLE-BEVEL TEETH, IMPULSE-HARDENING TEETH, LACQUERED.
- EXCHANGEABLE BLADE.
- HANDLE: ABS AND TPR PLASTIC HANDLE.
- PACKING: COLOR SLEEVE, 12/48ctn, 11/12kg, 1.7'



YU - 4866

12" (300MM) RAPID PULL SAW

- BLADE: 12" (300MM), 17T/1", 0.7MM(T), HIGH CARBON STEEL BLADE, TRIPLE-BEVEL TEETH, IMPULSE-HARDENING TEETH, LACQUERED.
- EXCHANGEABLE BLADE.
- HANDLE: ABS AND TPR PLASTIC HANDLE.
- PACKING: COLOR SLEEVE, 12/48ctn, 10/11kg, 1.6'



YU - 487165ATH

10.5" (265MM) RAPID PULL SAW

- BLADE: 10.5" (265MM), 15T/1", 0.6MM(T), HIGH CARBON STEEL BLADE, TRIPLE-BEVEL TEETH, IMPULSE-HARDENING TEETH, LACQUERED.
- HANDLE: ABS AND TPR PLASTIC HANDLE.
- PACKING: COLOR SLEEVE, 12/72ctn, 14/15kg, 2'



CARPENTRY SAW



YU - 4851

10.5" (265MM) RAPID PULL SAW

- BLADE: 10.5" (265MM), 15T/1", 0.6MM(T), HIGH CARBON STEEL BLADE, TRIPLE-BEVEL TEETH, IMPULSE-HARDENING TEETH, LACQUERED.
- HANDLE: ABS AND TPR PLASTIC HANDLE.
- PACKING: COLOR SLEEVE, 12/48ctn, 14.5/15.5kg, 1.5'



YU - 1858

6.8" (170MM) DOUBLE EDGE SAW

- BLADE: 6.8" (170MM), 13T/1" & 22T/1", 0.4MM(T), HIGH CARBON STEEL BLADE, LACQUERED.
- BLADE CAN BE BENDED 45° AND BE PRESSED CLOSE TO THE SURFACE; PRESS-BUTTON MECHANISM
- HANDLE: ABS AND TPR PLASTIC HANDLE.
- PACKING: SLIDING CARD, 12/72ctn, 12/13kg, 1.8'



YU - 485165

10.5" (265MM) RAPID PULL SAW

- BLADE: 10.5" (265MM), 15T/1", 0.6MM(T), HIGH CARBON STEEL BLADE, TRIPLE-BEVEL TEETH, LACQUERED, IMPULSE-HARDENING TEETH.
- HANDLE: ABS AND TPR PLASTIC HANDLE.
- PACKING: COLOR SLEEVE, 12/48ctn, 15/16kg, 1.5'



YU - 1860-2

2PC RAPID PULL SAW SET

- BLADE: 6.8" (170MM), 17T/1" & 22T/1", 0.4MM(T), HIGH CARBON STEEL BLADE, TRIPLE-BEVEL TEETH, IMPULSE-HARDENING TEETH, LACQUERED.
- EXCHANGEABLE BLADE, WITH PVC PROTECTION GUARD.
- HANDLE: ABS AND TPR PLASTIC HANDLE.
- PACKING: SLIDING CARD, 12/72ctn, 13/14kg, 1.8'



YU - 4858A

10" (250MM) DOUBLE EDGE SAW

- BLADE: 10" (250MM), 15T/1" & 7T/1", 0.6MM(T), HIGH CARBON STEEL BLADE, TRIPLE-BEVEL TEETH, IMPULSE-HARDENING TEETH, LACQUERED.
- BLADE CAN BE BENDED.
- HANDLE: ABS AND TPR PLASTIC HANDLE.
- PACKING: COLOR SLEEVE, 12/48ctn, 15.5/16.5kg, 1.7'



YU - 1862-2

2PC RAPID PULL SAW SET

- BLADE: 6.8" (170MM), 17T/1" & 22T/1", 0.4MM(T), HIGH CARBON STEEL BLADE, TRIPLE-BEVEL TEETH, IMPULSE-HARDENING TEETH, LACQUERED.
- EXCHANGEABLE BLADE, WITH PVC PROTECTION GUARD.
- HANDLE: ABS AND TPR PLASTIC HANDLE.
- PACKING: SLIDING CARD, 12/72ctn, 12/13kg, 2.6'



YU - 2865

10.5" (265MM) RAPID PULL SAW

- BLADE: 10.5" (265MM), 15T/1", 0.6MM(T), HIGH CARBON STEEL BLADE, TRIPLE-BEVEL TEETH, IMPULSE-HARDENING TEETH, LACQUERED.
- EXCHANGEABLE BLADE, WITH PVC PROTECTION GUARD.
- HANDLE: ABS AND TPR PLASTIC HANDLE.
- PACKING: COLOR SLEEVE, 12/48ctn, 10.5/11.5kg, 1.6'



YU - 9547-15T

6" (150MM) FOLDING RAPID PULL SAW

- BLADE: 6" (150MM), 15T/1", 0.6MM(T), HIGH CARBON STEEL BLADE, TRIPLE-BEVEL TEETH, IMPULSE-HARDENING TEETH, LACQUERED.
- HANDLE: ABS AND TPR PLASTIC HANDLE.
- PACKING: SLIDING CARD, 12/72ctn, 13.5/14.5kg, 2.3'



YU - 4068-13T

8" (210MM) CARPENTRY SAW

- BLADE: 8" (210MM), 13T/1", 1.2MM(T), HIGH CARBON STEEL BLADE, TRIPLE-BEVEL TEETH, CHROME PLATED.
- HANDLE: ABS AND TPR PLASTIC HANDLE.
- PACKING: SLIDING CARD, 12/48ctn, 11/12kg, 1.9'



CARPENTRY SAW



YU - 9533

PVC SAW

- BLADE: 10T/1", 0.9MM(T), HIGH CARBON STEEL BLADE, NORMAL TEETH, IMPULSE-HARDENING TEETH.
- BLADE CAN BE POSITIONED IN 5 DIFFERENT ANGLES FOR THE MOST SUITABLE WORKING POSITIONS.
- HANDLE: ALUMINUM HANDLE.
- COLOR SLEEVE
- YU-9533-13 13"(325MM), PACKING: 12/48ctn, 18/19kg, 1.6'
- YU-9533-18 18"(450MM), PACKING: 12/48ctn, 20/21kg, 2.1'



YU - 9534A

12" (300MM) ADJUSTABLE ANGLE SAW

- BLADE: 12" (300MM), 6T/1" & 12T/1", 0.8MM(T), HIGH CARBON STEEL BLADE, DOUBLE-FACED SAW.
- BLADE CAN BE POSITIONED IN 5 DIFFERENT ANGLES FOR THE MOST SUITABLE WORKING POSITIONS.
- HANDLE: ALUMINUM HANDLE.
- PACKING: COLOR SLEEVE, 12/48ctn, 16.5/17.5kg, 1.5'



YU - 2077WU

10" (250MM) TUNGSTEN TEETH CARBIDE EDGE SAW

- BLADE: 10" (250MM), 1.5MM(T), HIGH CARBON STEEL BLADE, TUNGSTEN TEETH.
- HANDLE: PP AND TPR PLASTIC HANDLE.
- PACKING: COLOR SLEEVE, 12/48ctn, 12.5/13.5kg, 1.6'



YU - 9565WU

7" (170MM) FOLDING TUNGSTEN TEETH CARBIDE EDGE SAW

- BLADE: 7" (170MM), 1.3MM(T), HIGH CARBON STEEL BLADE, TUNGSTEN TEETH.
- HANDLE: ABS AND TPR PLASTIC HANDLE.
- PACKING: SLIDING CARD, 12/48ctn, 13/14kg, 2.2'



sotek®



TECHNOLOGY

HACK SAW



YU - 9665Bi

12" (300MM) HACK SAW

- BLADE: 12" (300MM), 24T/1", 0.6MM(T), H.S.S BI-METAL BLADE; MULTI-ANGLE ADJUSTMENT BLADE, 55° AND 90°.
- HANDLE: PP AND TPR HANDLE; WITH SPARE BLADE STORAGE FRAME.
- PACKING: COLOR SLEEVE, 12/24ctn, 15/16kg, 1.7'
- AVAILABLE WITH HIGH CARBON STEEL BLADE.



YU - 9667

12" (300MM) MULTI-ANGLE HACK SAW

- BLADE: 12" (300MM), 24T/1", 0.6MM(T), HIGH CARBON STEEL BLADE; MULTI-ANGLE ADJUSTMENT BLADE, 45° ~ 90° ~ 135° AND 180°.
- HANDLE: ABS AND TPR HANDLE. IRON IS COVERED BY HANDLE.
- PACKING: COLOR SLEEVE, 12/24ctn, 20/21kg, 2.2'
- AVAILABLE WITH H.S.S BI-METAL BLADE.



YU - 96382

12" (300MM) HACK SAW

- BLADE: 12" (300MM), 24T/1", 0.6MM(T), HIGH CARBON STEEL BLADE.
- HANDLE: ALUMINUM HANDLE WITH PLASTIC GRIP AND ROUND IRON FRAME.
- PACKING: COLOR SLEEVE, 6/36ctn, 14.5/15.5kg, 2'
- AVAILABLE WITH H.S.S BI-METAL BLADE.



YU - 96209

12" (300MM) HACK SAW

- BLADE: 12" (300MM), 24T/1", 0.6MM(T), HIGH CARBON STEEL BLADE.
- HANDLE: ABS PLASTIC HANDLE AND IRON FRAME
- PACKING: COLOR SLEEVE, 6/36ctn, 18/19kg, 2.1'
- AVAILABLE WITH H.S.S BI-METAL BLADE.



YU - 96201

12" (300MM) HIGH TENSION HACK SAW

- BLADE: 12" (300MM), 24T/1", 0.6MM(T), HIGH CARBON STEEL BLADE, MULTI-ANGLE ADJUSTMENT BLADE, 0° AND 45°.
- HANDLE: ALUMINUM HANDLE AND SQUARE IRON TUBE FRAME.
- PACKING: COLOR SLEEVE, 6/24ctn, 13/14kg, 1.6'
- AVAILABLE WITH H.S.S BI-METAL BLADE.



YU - 96361

12" (300MM) TUBULAR HACK SAW

- BLADE: 12" (300MM), 24T/1", 0.6MM(T), HIGH CARBON STEEL BLADE.
- HANDLE: ALUMINUM HANDLE AND ROUND IRON FRAME.
- PACKING: COLOR SLEEVE, 12/48ctn, 16/17kg, 2.4'
- AVAILABLE WITH H.S.S BI-METAL BLADE.



YU - 96202Bi

12" (300MM) HACK SAW

- BLADE: 12" (300MM), 24T/1", 0.6MM(T), H.S.S BI-METAL BLADE; MULTI-ANGLE ADJUSTMENT BLADE, 0° AND 45°.
- HANDLE: ALUMINUM AND TPR HANDLE; WITH SPARE BLADE STORAGE FRAME; WITH QUICK-RELEASE FUNCTION.
- PACKING: COLOR SLEEVE, 6/12ctn, 10.5/11.5kg, 1.2'
- AVAILABLE WITH HIGH CARBON STEEL BLADE.



YU - 9668Bi

12" (300MM) DRIVE HACK SAW

- BLADE: 12" (300MM), 24T/1", 0.6MM(T), H.S.S BI-METAL BLADE; MULTI-ANGLE ADJUSTMENT BLADE, 45° ~ 90° ~ 135° AND 180°.
- HANDLE: ALUMINUM AND TPR HANDLE; WITH SPARE BLADE STORAGE FRAME; WITH QUICK-RELEASE FUNCTION.
- PACKING: COLOR SLEEVE, 6/12ctn, 12.5/13.5kg, 1.3'
- AVAILABLE WITH HIGH CARBON STEEL BLADE.



HACK SAW



YU - 9669-24T

12" (300MM) DRIVE HACK SAW

- BLADE: 12" (300MM), 24T/1", 0.6MM(T), HIGH CARBON STEEL BLADE, MULTI-ANGLE ADJUSTMENT BLADE, 45°、90°、135° AND 180°.
- HANDLE: ABS AND TPR PLASTIC HANDLE; WITH SPARE BLADE STORAGE FRAME.
- PACKING: COLOR SLEEVE, 12/24ctn, 14/15kg, 2.4'
- AVAILABLE WITH H.S.S BI-METAL BLADE.



YU - 9338

12" (300MM) MINI HACK SAW

- BLADE: 12" (300MM), 24T/1", 0.6MM(T), HIGH CARBON STEEL BLADE.
- HANDLE: HEAVY IRON WITH TPR HANDLE.
- PACKING: TIED ON CARD, 12/72ctn, 14.5/15.5kg, 1.8'
- AVAILABLE WITH H.S.S BI-METAL BLADE.



YU - 9669-4

4-IN-1 MULTI-PURPOSE HACK SAW

- BLADE: 12" (300MM), 0.6MM(T), WITH 5T/1", 10T/1", 18T/1", AND 24T/1", HIGH CARBON STEEL BLADE; MULTI-ANGLE ADJUSTMENT BLADE, 45°、90°、135° AND 180°.
- HANDLE: ABS AND TPR PLASTIC HANDLE; WITH SPARE BLADE STORAGE FRAME.
- PACKING: COLOR SLEEVE, 12/24ctn, 15.5/16.5kg, 2.4'



YU - 9339M

12" (300MM) MINI HACK SAW

- BLADE: 12" (300MM), 24T/1", 0.6MM(T), HIGH CARBON STEEL BLADE.
- HANDLE: HEAVY IRON HANDLE.
- PACKING: TIED ON CARD, 12/96ctn, 17/18kg, 2.4'
- AVAILABLE WITH H.S.S BI-METAL BLADE.



YU - 9601

2PC HACK SAW BLADES

- BLADE: 12" (300MM), 0.6MM(T), H.S.S BI-METAL BLADE * 2PCS (18T/1" OR 24T/1" ARE AVAILABLE.)
- PACKING: BLISTER CARD, 24/240ctn, 14.5/15.5kg, 1.8'



YU - 9339H

10" (250MM) MINI HACK SAW

- BLADE: 10" (250MM), 24T/1", 0.6MM(T), HIGH CARBON STEEL BLADE.
- HANDLE: PP PLASTIC HANDLE.
- PACKING: BLISTER CARD, 12/120ctn, 9/10kg, 2.3'



YU - 9602

2PC HACK SAW BLADES


- BLADE: 12" (300MM), 0.6MM(T), HIGH CARBON STEEL BLADE * 2PCS (18T/1" OR 24T/1" ARE AVAILABLE.)
- PACKING: BLISTER CARD, 24/240ctn, 14.5/15.5kg, 1.8'



YU - 9612

10PC HACK SAW BLADES

- BLADE: 10" (250MM), 0.6MM(T), HIGH CARBON STEEL BLADE * 10PCS (18T/1" OR 24T/1" ARE AVAILABLE.)
- PACKING: SLIDING CARD, 24/96ctn, 16/17kg, 1.1'



JUNIOR HACK SAW

YU - 9395-6

6" (150MM) JUNIOR HACK SAW

- BLADE: 6" (150MM), 32T/1" (6MM WIDE), 0.4MM(T), HIGH CARBON STEEL BLADE, HEAT-TREATED.
- HANDLE: ALUMINUM AND TPR HANDLE.
- PACKING: COLOR SLEEVE, 12/72ctn, 16/17kg, 1.7'



YU - 9395HC-6

2-IN-1 MULTI-FUNCTION SAW SET

- BLADE:
 - (1) 6"(150MM), 32T/1", HIGH CARBON STEEL BLADE.
 - (2) 5.5"(137MM), 24T/1" HIGH CARBON STEEL BLADE(BLACK).
- HANDLE: ALUMINUM AND TPR HANDLE.
- PACKING: SLIDING CARD, 12/72ctn, 22/23kg, 2.9'



YU - 9395-3

3-IN-1 MULTI-FUNCTION SAW SET

- BLADE:
 - (1) 6.5"(165MM), (1+1) BLADES, 16T/1", 28T/1" BLADES. HIGH CARBON STEEL BLADE.
 - (2) 5.5"(137MM), 24T/1" HIGH CARBON STEEL BLADE(BLACK).
- HANDLE: ALUMINUM AND TPR HANDLE.
- PACKING: SLIDING CARD, 12/48ctn, 16.5/17.5kg, 2.9'



YU - 9395-5

5-IN-1 MULTI-FUNCTION SAW SET

- BLADE:
 - (1) COPING SAW: 6.5" (165MM), WITH (1+3) HIGH CARBON STEEL BLADES, INCLUDED 16T/1", 20T/1", 28T/1", AND 24T/1" (WIDE) BLADES;
 - (2) 6" MULTI-FUNCTION SAW: 6" (150MM), 1.0MM(T), 7T/1", HIGH CARBON STEEL BLADE, FILE TEETH AND IMPULSE-HARDENING TEETH.
- HANDLE: ALUMINUM AND TPR HANDLE.
- PACKING: SLIDING CARD, 12/72ctn, 16/17kg, 2.6'



YU - 9399-6

6" (150MM) JUNIOR HACK SAW

- BLADE: 6" (150MM), 32T/1", 0.4MM(T), 6MM(W), HIGH CARBON STEEL BLADE, HEAT-TREATED.
- HANDLE: NYLON AND ABS PLASTIC HANDLE.
- PACKING: COLOR SLEEVE, 12/72ctn, 13/14kg, 2.1'



YU - 9399Bi

3-IN-1 MULTI-FUNCTION SAW SET

- BLADE:
 - (1) COPING SAW: 6.5" (165MM), HIGH CARBON STEEL, WITH (1+1) BLADES, INCLUDED 16T/1" & 28T/1" BLADES.
 - (2) 5.5"(137MM), 24T/1" BI-METAL SAW BLADE.
- HANDLE: NYLON AND ABS PLASTIC HANDLE.
- PACKING: SLIDING CARD, 12/48ctn, 13.5/14.5kg, 2.4'



YU - 9399

5-IN-1 MULTI-FUNCTION SAW SET

- BLADE:
 - (1) COPING SAW: 6.5" (165MM), WITH (1+3) HIGH CARBON STEEL BLADES, INCLUDED 16T/1", 20T/1", 28T/1", 24T/1" (WIDE) BLADES
 - (2) 6" MULTI-FUNCTION SAW: 6" (150MM), 1.0MM(T), 7T/1", HIGH CARBON STEEL BLADE, FILE TEETH, IMPULSE-HARDENING TEETH.
- HANDLE: NYLON AND ABS PLASTIC HANDLE.
- PACKING: SLIDING CARD, 12/48ctn, 14.5/15.5kg, 2.4'



JUNIOR HACK SAW

YU - 9396-6

6" (150MM) JUNIOR HACK SAW

- BLADE: 6" (150MM), 24T/1" (6MM WIDE), 0.4MM(T), HIGH CARBON STEEL BLADE, HEAT-TREATED.
- HANDLE: ABS PLASTIC HANDLE.
- PACKING: COLOR SLEEVE, 12/72ctn, 12/13kg, 1.5'



YU - 9396

2-IN-1 JUNIOR HACK SAW SET

- BLADE: 6.5" (165MM), 16T/1", 3MM(W), & 24T/1", 6MM(W) BLADE, HIGH CARBON STEEL BLADE, HEAT-TREATED.
- HANDLE: ABS PLASTIC HANDLE.
- PACKING: SLIDING CARD, 12/72ctn, 17/18kg, 2.8'



YU - 9398

2-IN-1 MINI HACK SAW SET

- BLADE: 6" (150MM), 18T/1" & 24T/1", 0.4MM(T), 6MM(W), HIGH CARBON STEEL BLADE, HEAT-TREATED, MULTI-ANGLE ADJUSTMENT BLADE, 45° · 90° · 135° AND 180°.
- HANDLE: ABS AND TPR PLASTIC HANDLE, IRON FRAME WITH ABS COVERED.
- PACKING: SLIDING CARD, 12/48ctn, 12.5/13.5kg, 2.4'



YU - 114

6" (150MM) CLOSE QUARTERS HACK SAW

- BLADE: 6" (150MM), 32T/1", 0.4MM(T), 6MM(W), HIGH CARBON STEEL BLADE, HEAT-TREATED.
- HANDLE: IRON HANDLE.
- PACKING: SLIDING CARD, 12/72ctn, 14/15kg, 1.3'



COPING SAW

YU - 4331-16T

6" (150MM) DEEP COPING SAW

- BLADE: 6.5" (165MM), 6" (150MM) DEEP, 16T/1" HIGH CARBON STEEL BLADE.
- HANDLE: PP AND TPR PLASTIC HANDLE.
- PACKING: COLOR SLEEVE, 12/48ctn, 11.5/12.5kg, 1.8'



YU - 4330

6" (150MM) DEEP COPING SAW W/ BLADES

- BLADE: 6.5" (165MM), (1+4) BLADES, INCLUDE 16T/1" * 2PC, 20T/1", 28T/1", 24T/1" (WIDE) BLADES, HIGH CARBON STEEL BLADE, WITH 6" (150MM) DEEP FRAME.
- HANDLE: PP AND TPR PLASTIC HANDLE.
- PACKING: BLISTER CARD, 12/48ctn, 14/15kg, 1.8'



YU - 9331

5" (125MM) DEEP HEAVY DUTY COPING SAW

- BLADE: 6.5" (165MM), (1+4) BLADES, INCLUDE 16T/1" * 2PC, 20T/1", 28T/1", 24T/1" (WIDE) BLADES, HIGH CARBON STEEL BLADE, WITH 5" (125MM) DEEP AND 7MM(T) FRAME.
- HANDLE: HEAVY DUTY WOODEN HANDLE.
- PACKING: BLISTER CARD, 12/72ctn, 15/16kg, 1.6'



YU - 9332

5" (125MM) DEEP COPING SAW

- BLADE: 6.5" (165MM), (1+4) BLADES, INCLUDE 16T/1" * 2PC, 20T/1", 28T/1", 24T/1" (WIDE) BLADES, HIGH CARBON STEEL BLADE, WITH 5" (125MM) DEEP FRAME.
- HANDLE: WOODEN HANDLE.
- PACKING: BLISTER CARD, 12/96ctn, 15.5/16.5kg, 1.8'



COPING SAW



YU - 9621-4

4PC COPING SAW BLADES

- BLADE: 6.5" (165MM), 16T/1", 20T/1", 28T/1", 24T/1" (WIDE) BLADES, HIGH CARBON STEEL BLADE.
- PACKING: BLISTER CARD, 24/240ctn, 6/7kg, 1.6'



YU - 9622

10PC MINI HACK SAW BLADES

- BLADE: 6" (150MM), 0.4MM(T), HIGH CARBON STEEL BLADE * 10PCS, HEAT-TREATED.
- PACKING: BLISTER CARD, 24/240ctn, 10/11kg, 1.6'
- OPTION: 18T/1", 24T/1", 32T/1"



INNOVATION

MULTI-FUNCTION SAW



YU - 9569-24T

7" (180MM) MULTI-PURPOSE SAW

- BLADE: 7"(180MM), 24T/1", 0.9MM(T), HIGH CARBON STEEL BLADE, ED COATING(BLACK COLOR), 3-SECTION SWITCH.
- HANDLE: IRON WITH TPR COVERED.
- PACKING: SLIDING CARD, 12/48ctn, 13/14kg, 1.4'



YU - 4871-24T

9" (240MM) MULTI-FUNCTION SAW

- BLADE: 9"(240MM), 24T/1", 0.9MM(T), HIGH CARBON STEEL BLADE, ED COATING(BLACK COLOR).
- HANDLE: ABS AND TPR PLASTIC HANDLE .
- PACKING: COLOR SLEEVE, 12/72ctn, 11.5/12.5kg, 1.9'



YU - 9561-24T

7" (180MM) MULTI-PURPOSE SAW

- BLADE: 7"(180MM), 24T/1", 0.9MM(T), HIGH CARBON STEEL BLADE, ED COATING(BLACK COLOR), 4-SECTION SWITCH.
- HANDLE: ABS AND TPR PLASTIC HANDLE.
- PACKING: SLIDING CARD, 12/48ctn, 14/15kg, 2.2'



YU - 4068-24T

8" (210MM) FOLDABLE MULTI-FUNCTION SAW

- BLADE: 8"(210MM), 24T/1", 0.9MM(T), HIGH CARBON STEEL BLADE, ED COATING(BLACK COLOR), 3-SECTION SWITCH.
- HANDLE: ABS AND TPR PLASTIC HANDLE.
- PACKING: SLIDING CARD, 12/48ctn, 12/13kg, 1.9'



YU - 9566-24T

9" (220MM) FOLDING SAW

- BLADE: 9"(220MM), 24T/1", 0.9MM(T), HIGH CARBON STEEL BLADE, ED COATING(BLACK COLOR), 2-SECTION SWITCH.
- HANDLE: ABS AND TPR PLASTIC HANDLE.
- PACKING: SLIDING CARD, 12/36ctn, 13/14kg, 2.1'



YU - 4068ATH-2

2-IN-1 FOLDING SAW SET

- BLADE:
 - (1) 8"(210MM), 7T/1", 1.0MM(T), HIGH CARBON STEEL BLADE, TRIPLE-BEVEL TEETH, LACQUERED, IMPULSE-HARDENING TEETH.
 - (2) 8"(210MM), 24T/1", 0.9MM(T), HIGH CARBON STEEL BLADE, ED COATING(BLACK COLOR), 3-SECTION SWITCH.
- HANDLE: ABS AND TPR PLASTIC HANDLE.
- PACKING: NYLON SHEATH + SLIDING CARD, 12/36ctn, 13.5/14.5kg, 2.5'



YU - 9551-2

2-IN-1 FOLDING SAW SET

- BLADE:
 - (1) 7.5"(190MM), 7T/1", 1.0MM(T), HIGH CARBON STEEL BLADE, TRIPLE-BEVEL TEETH, LACQUERED.
 - (2) 7.5"(190MM), 24T/1", 0.9MM(T), HIGH CARBON STEEL BLADE, ED COATING(BLACK COLOR).
- HANDLE: PP AND TPR PLASTIC HANDLE.
- PACKING: SLIDING CARD, 12/72ctn, 15.5/16.5kg, 1.8'



YU - 9547-24T

6" (150MM) MULTI-PURPOSE SAW

- BLADE: 6"(150MM), 24T/1", 0.9MM(T), HIGH CARBON STEEL BLADE, ED COATING(BLACK COLOR).
- HANDLE: ABS AND TPR PLASTIC HANDLE.
- PACKING: SLIDING CARD, 12/72ctn, 14.5/15.5kg, 2.3'



YU - 9438

18" (450MM) BUTCHER SAW

- BLADE: 18" (450MM), 0.6MM(T) , 3/4"(W) · STAINLESS STEEL BLADE, IRON FRAME.
- HANDLE: ABS AND TPR PLASTIC HANDLE.
- PACKING: POLYBAG, 6/24ctn, 20/21kg, 2.3'
- USE: SAW THROUGH BONES AND FROZEN MEAT.



YU - 9547SE

6" (150MM) BOX CUTTER

- BLADE: 6" (150MM), 0.8MM(T) , SERRATED KNIFE BLADE, HIGH CARBON STEEL BLADE, LACQUERED.
- HANDLE: ABS AND TPR PLASTIC HANDLE.
- PACKING: SLIDING CARD, 12/72ctn, 14.5/15.5kg, 2.3'
- USE: CUT CARTON, PACKING STRAP.



KNIFE SET



YU - 4088-18

6" (150MM) WALLBOARD SAW

- BLADE: 6" (150MM), 7T/1", 1.8MM(T), HIGH CARBON STEEL BLADE, FILE TEETH, IMPULSE-HARDENING TEETH, LACQUERED.
- HANDLE: PP AND TPR PLASTIC HANDLE.
- PACKING: HALF SLIDING CARD, 12/72ctn, 12/13kg, 2.3'



YU - 4088S-18

6" (150MM) WALLBOARD SAW W/ SHEATH

- BLADE: 6" (150MM), 7T/1", 1.8MM(T), HIGH CARBON STEEL BLADE, FILE TEETH, IMPULSE-HARDENING TEETH, LACQUERED.
- HANDLE: PP AND TPR PLASTIC HANDLE W/ PP PLASTIC SHEATH.
- PACKING: TIED ON CARD, 12/72ctn, 13.5/14.5kg, 2.6'



YU - 4089-18

6" (150MM) WALLBOARD SAW

- BLADE: 6" (150MM), 7T/1", 1.8MM(T), HIGH CARBON STEEL BLADE, FILE TEETH, IMPULSE-HARDENING TEETH, LACQUERED.
- HANDLE: PP AND TPR PLASTIC HANDLE.
- PACKING: HALF SLIDING CARD, 12/72ctn, 8/9kg, 1.9'



YU - 4089S-18

6" (150MM) WALLBOARD SAW W/ SHEATH

- BLADE: 6" (150MM), 7T/1", 1.8MM(T), HIGH CARBON STEEL BLADE, FILE TEETH, IMPULSE-HARDENING TEETH, LACQUERED.
- HANDLE: PP AND TPR PLASTIC HANDLE W/ PP PLASTIC SHEATH.
- PACKING: TIED ON CARD, 12/72ctn, 10.5/11.5kg, 2.3'



YU - 97110S

6" (150MM) UTILITY KNIFE W/ SHEATH

- BLADE: 35MM(L), 1.5MM(T), STAINLESS STEEL BLADE, TOTAL LENGTH 6" (150MM).
- HANDLE: PP AND TPR PLASTIC HANDLE W/ PP PLASTIC SHEATH.
- PACKING: SLIDING CARD, 12/96ctn, 14.5/15.5kg, 3.2'



YU - 97111S

6.8" (170MM) HOOK UTILITY KNIFE W/ SHEATH

- BLADE: 55MM(L), 2.5MM(T), STAINLESS STEEL BLADE, TOTAL LENGTH 6.8" (170MM).
- HANDLE: PP AND TPR PLASTIC HANDLE W/ PP PLASTIC SHEATH.
- PACKING: SLIDING CARD, 12/96ctn, 14.5/15.5kg, 3.2'



YU - 97112S

8.4" (210MM) CURVED BLADE WRECKING KNIFE W/ SHEATH

- BLADE: 90MM(L), 2.5MM(T), STAINLESS STEEL BLADE, TOTAL LENGTH 8.4" (210MM).
- HANDLE: PP AND TPR PLASTIC HANDLE W/ PP PLASTIC SHEATH.
- PACKING: SLIDING CARD, 12/72ctn, 12/13.5kg, 3'



YU - 97113S

7.5" (190MM) CHISEL KNIFE W/ SHEATH

- BLADE: 70MM(L), 3.0MM(T), STAINLESS STEEL BLADE, TOTAL LENGTH 7.5" (190MM).
- HANDLE: PP AND TPR PLASTIC HANDLE W/ PP PLASTIC SHEATH.
- PACKING: SLIDING CARD, 12/72ctn, 13.5/14.5kg, 3'



KNIFE SET



YU - 9790

10" (250MM) GARDEN KNIFE

- BLADE: 150MM(L), 1.5MM(T), STAINLESS STEEL SERRATED BLADE, TOTAL LENGTH 10" (250MM).
- HANDLE: ABS PLASTIC HANDLE.
- PACKING: SLIDING CARD, 12/120ctn, 11/12kg, 2.2'



YU - 97418

9" (225MM) UTILITY CUTTER

- BLADE: 85MM(L), 1.8MM(T), STAINLESS STEEL SERRATED BLADE, TOTAL LENGTH 9" (225MM).
- HANDLE: PP AND TPR PLASTIC HANDLE.
- PACKING: HALF SLIDING CARD, 12/72ctn, 11.5/12.5kg, 1.8'



YU - 9792

10.5" (265MM) GARDEN KNIFE

- BLADE: 150MM(L), 1.5MM(T), STAINLESS STEEL SERRATED BLADE, TOTAL LENGTH 10.5" (265MM).
- HANDLE: PP AND TPR PLASTIC HANDLE.
- PACKING: SLIDING CARD, 12/120ctn, 6.5/7.5kg, 2.2'



YU - 97419

8.2" (205MM) UTILITY CUTTER

- BLADE: 85MM(L), 1.8MM(T), STAINLESS STEEL SERRATED BLADE, TOTAL LENGTH 8.2" (205MM).
- HANDLE: PP AND TPR PLASTIC HANDLE.
- PACKING: HALF SLIDING CARD, 12/120ctn, 14/15kg, 2.6'



YU - 9742

7.2" (180MM) GRAFTING KNIFE

- BLADE: 2.6" (65MM), 1.8MM(T), STAINLESS STEEL BLADE, TOTAL LENGTH 7.2" (180MM).
- HANDLE: ABS AND TPR PLASTIC HANDLE.
- PACKING: SLIDING CARD, 12/144ctn, 12/13kg, 2.2'



YU - 97006

8" (200MM) LANDSCAPE / HARVEST KNIFE

- BLADE: 75MM(L), 1.2MM(T), STAINLESS STEEL SERRATED BLADE, TOTAL LENGTH 8" (200MM).
- HANDLE: PP HANDLE.
- PACKING: POLYBAG, 12/144ctn, 10/11kg, 2.1'



YU - 97004

6.5" (160MM) SERRATED GRAPE KNIFE

- BLADE: 1.2MM(T), STAINLESS STEEL SERRATED BLADE, TOTAL LENGTH 6.5" (160MM).
- HANDLE: PP HANDLE.
- PACKING: POLYBAG, 12/144ctn, 8/9kg, 1.9'



YU - 97202

7.5" (190MM) LINOLEUM KNIFE

- BLADE: 65MM(L), 1.2MM(T), STAINLESS STEEL BLADE, TOTAL LENGTH 7.5" (190MM).
- HANDLE: HEAVY DUTY WOODEN HANDLE.
- PACKING: BLISTER CARD, 12/72ctn, 9/10kg, 2'



YU - S4801

8.5" (215MM) BY PASS PRUNER

- BLADE: 8.5" (215MM) TOTAL LENGTH, STAINLESS STEEL, HARDENING BLADE.
- HANDLE: ALUMINUM HANDLE WITH TPR GRIPS
- PACKING : SLIDING CARD, 12/48ctn, 14/15kg, 1.2'



YU - S5801

9" (225MM) UTILITY SCISSORS

- BLADE: 9" (225MM) TOTAL LENGTH, STAINLESS STEEL, HARDENING BLADE.
- HANDLE: ALUMINUM HANDLE WITH TPR GRIPS
- PACKING: SLIDING CARD, 12/48ctn, 13.5/14.5kg, 1.2'



POLE SAW



YU - 9495AJ

14"(350MM) CURVE PRUNING SAW W/ TUBE

- BLADE: 14" (350MM), 1.2MM(T), HIGH CARBON STEEL BLADE, TRIPLE-BEVEL TEETH, CHROME PLATED.
- HANDLE: IRON TUBE WITH TPR HANDLE.
- COLOR SLEEVE.

- YU-9495AJ-2M PACKING: 1/12ctn, 10/11kg, 1.6' WITH ALUMINUM TUBE ELASTICITY DURING 1.15M-2M
- YU-9495AJ-3M PACKING: 1/8ctn, 8/9kg, 1.4' WITH ALUMINUM TUBE ELASTICITY DURING 1.65M-3M
- YU-9495AJ-4M PACKING: 1/8ctn, 10/11kg, 1.8' WITH ALUMINUM TUBE ELASTICITY DURING 2.15M-4M



YU - 9496ATJ

16"(400MM) CURVE PRUNING SAW W/ TUBE

- BLADE: 16" (400MM), 1.5MM(T), HIGH CARBON STEEL BLADE, TRIPLE-BEVEL TEETH, CHROME PLATED, WITH SHARP KNIFE.
- HANDLE: IRON TUBE WITH TPR HANDLE.
- COLOR SLEEVE.

- YU-9496ATJ-2M PACKING: 1/8ctn, 9/10kg, 1.7' WITH ALUMINUM TUBE ELASTICITY DURING 1.15M-2M
- YU-9496ATJ-3M PACKING: 1/6ctn, 8/9kg, 1.6' WITH ALUMINUM TUBE ELASTICITY DURING 1.65M-3M
- YU-9496ATJ-4M PACKING: 1/6ctn, 9.5/10.5kg, 1.9' WITH ALUMINUM TUBE ELASTICITY DURING 2.15M-4M



CURVE PRUNING SAW

YU - 9496ATU

16" (400MM) CURVE PRUNING SAW

- BLADE: 16" (400MM), 1.5MM(T), HIGH CARBON STEEL BLADE, TRIPLE-BEVEL TEETH, GULLET TEETH, CHROME PLATED, WITH SHARP KNIFE.
- HANDLE: IRON TUBE WITH TPR HANDLE.
- PACKING: HALF SLIDING CARD, 6/24ctn, 17/18kg, 2.4'



YU - 9496AT

16" (400MM) CURVE PRUNING SAW


- BLADE: 16" (400MM), 1.5MM(T), HIGH CARBON STEEL BLADE, TRIPLE-BEVEL TEETH, CHROME PLATED, WITH SHARP KNIFE.
- HANDLE: IRON TUBE WITH TPR HANDLE.
- PACKING: HALF SLIDING CARD, 6/24ctn, 17/18kg, 2.4'



YU - 9495A

14" (350MM) CURVE PRUNING SAW

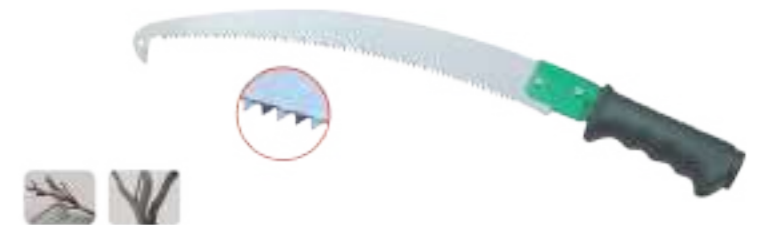
- BLADE: 14" (350MM), 1.2MM(T), HIGH CARBON STEEL BLADE, TRIPLE-BEVEL TEETH, CHROME PLATED.
- HANDLE: IRON TUBE WITH TPR HANDLE.
- PACKING: HALF SLIDING CARD, 6/24ctn, 12.5/13.5kg, 2.5'



YU - 9495BC

14" (350MM) CURVE PRUNING SAW

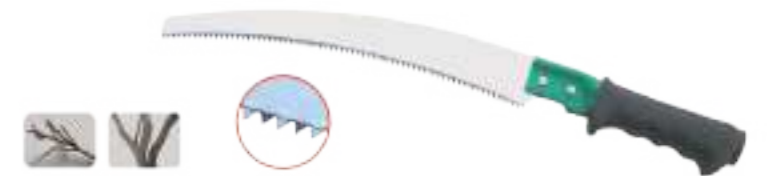
- BLADE: 14" (350MM), 1.2MM(T), HIGH CARBON STEEL BLADE, NORMAL TEETH, FILE TEETH, LACQUERED
- HANDLE: IRON TUBE WITH TPR HANDLE.
- PACKING: COLOR SLEEVE, 12/24ctn, 10/11kg, 1.3'



YU - 9424BCH

13"(330MM) CURVE PRUNING SAW

- BLADE: 13"(330MM), 1.0MM(T), HIGH CARBON STEEL BLADE, FILE TEETH, LACQUERED, IMPULSE-HARDENING TEETH.
- HANDLE: IRON TUBE WITH TPR HANDLE.
- PACKING: COLOR SLEEVE, 12/24ctn, 9/10kg, 1'



CURVE PRUNING SAW



YU - 2024A

13" (330MM) CURVE PRUNING SAW

- BLADE: 13" (330MM), 1.2MM(T), HIGH CARBON STEEL BLADE, TRIPLE-BEVEL TEETH, CHROME PLATED.
- HANDLE: PP AND TPR PLASTIC HANDLE.
- PACKING: HALF SLIDING CARD, 12/36ctn, 13.5/14.5kg, 2.3'



YU - 8095A

13" (330MM) CURVE PRUNING SAW W/ PLASTIC SHEATH

- BLADE: 13" (330MM), 1.2MM(T), HIGH CARBON STEEL BLADE, TRIPLE-BEVEL TEETH, CHROME PLATED.
- HANDLE: PP AND TPR PLASTIC HANDLE WITH PLASTIC SHEATH.
- PACKING: COLOR SLEEVE, 12/24ctn, 11.5/12.5kg, 1.7'



YU - 8025F

13" (330MM) CURVE PRUNING SAW

- BLADE: 13" (330MM), 1.2MM(T), HIGH CARBON STEEL BLADE, TRIPLE-BEVEL TEETH, CHROME PLATED.
- HANDLE: ABS AND TPR PLASTIC HANDLE.
- PACKING: HALF SLIDING CARD, 12/36ctn, 13.5/14.5kg, 2.7'



YU - 8098A

13" (330MM) CURVE PRUNING SAW W/ PLASTIC SHEATH

- BLADE: 13" (330MM), 1.2MM(T), HIGH CARBON STEEL BLADE, TRIPLE-BEVEL TEETH, CHROME PLATED.
- HANDLE: ABS AND TPR PLASTIC HANDLE WITH PLASTIC SHEATH.
- PACKING: COLOR SLEEVE, 12/24ctn, 13/14kg, 2'



YU - 9491AT

CURVE PRUNING SAW

- BLADE: 1.2MM(T), HIGH CARBON STEEL BLADE, TRIPLE-BEVEL TEETH, LACQUERED.
- HANDLE: WOODEN HANDLE.
- COLOR SLEEVE
- YU-9491AT-280 11"(280MM), PACKING: 12/48ctn, 12/13kg, 1.7'
- YU-9491AT-300 12"(300MM), PACKING: 12/48ctn, 12/13kg, 1.7'
- YU-9491AT-330 13"(330MM), PACKING: 12/48ctn, 13/14kg, 2.1'



YU - 8091AT

13" (330MM) CURVE PRUNING SAW W/ PLASTIC SHEATH

- BLADE: 13" (330MM), 1.2MM(T), HIGH CARBON STEEL BLADE, TRIPLE-BEVEL TEETH, LACQUERED.
- HANDLE: WOODEN HANDLE WITH PLASTIC SHEATH.
- PACKING: COLOR SLEEVE, 12/24ctn, 10/11kg, 1.6'



YU - 4893A

13" (330MM) CURVE PRUNING SAW

- BLADE: 13" (330MM), 1.2MM(T), HIGH CARBON STEEL BLADE, TRIPLE-BEVEL TEETH, CHROME PLATED.
- HANDLE: ABS AND TPR PLASTIC HANDLE.
- PACKING: COLOR SLEEVE, 12/48ctn, 10/11kg, 2'



YU - 8096A

13" (330MM) CURVE PRUNING SAW W/ PLASTIC SHEATH

- BLADE: 13" (330MM), 1.2MM(T), HIGH CARBON STEEL BLADE, TRIPLE-BEVEL TEETH, CHROME PLATED.
- HANDLE: ABS AND TPR PLASTIC HANDLE WITH PLASTIC SHEATH.
- PACKING: COLOR SLEEVE, 12/24ctn, 9/10kg, 1.7'



CURVE PRUNING SAW

YU - 8024AU

13" (330MM) CURVE PRUNING SAW

- BLADE: 13" (330MM), 1.2MM(T), HIGH CARBON STEEL BLADE, TRIPLE-BEVEL TEETH, GULLET TEETH, CHROME PLATED.
- HANDLE: PP AND TPR PLASTIC HANDLE.
- PACKING: HALF SLIDING CARD, 12/36ctn, 13.5/14.5kg, 2.3'



YU - 9594A

13" (330MM) CURVE PRUNING SAW

- BLADE: 13" (330MM), 1.2MM(T), HIGH CARBON STEEL BLADE, TRIPLE-BEVEL TEETH, CHROME PLATED.
- HANDLE: IRON TUBE HANDLE.
- PACKING: COLOR SLEEVE, 12/72ctn, 20/21kg, 1.8'



YU - 8024A

13" (330MM) CURVE PRUNING SAW

- BLADE: 13" (330MM), 1.2MM(T), HIGH CARBON STEEL BLADE, TRIPLE-BEVEL TEETH, CHROME PLATED.
- HANDLE: PP AND TPR PLASTIC HANDLE.
- PACKING: HALF SLIDING CARD, 12/36ctn, 13.5/14.5kg, 2.3'



YU - 9497A

13" (330MM) CURVE PRUNING SAW

- BLADE: 13"(330MM), 1.2MM(T), HIGH CARBON STEEL BLADE, TRIPLE-BEVEL TEETH, CHROME PLATED.
- HANDLE: WITH IRON UMBRELLA-SHAPED DESIGN HANDLE.
- PACKING: HALF SLIDING CARD, 6/36ctn, 13.5/14.5kg, 2.4'



YU - 8094A

13" (330MM) CURVE PRUNING SAW W/ PLASTIC SHEATH

- BLADE: 13" (330MM), 1.2MM(T), HIGH CARBON STEEL BLADE, TRIPLE-BEVEL TEETH, CHROME PLATED.
- HANDLE: PP AND TPR PLASTIC HANDLE WITH PLASTIC SHEATH.
- PACKING: COLOR SLEEVE, 12/24ctn, 11.5/12.5kg, 1.8'



YU - 9592A

13" (330MM) CURVE PRUNING SAW

- BLADE: 13" (330MM), 1.2MM(T), HIGH CARBON STEEL BLADE, TRIPLE-BEVEL TEETH, CHROME PLATED.
- HANDLE: ABS PLASTIC HANDLE.
- PACKING: COLOR SLEEVE, 12/48ctn, 10.5/11.5kg, 1.9'



PRUNING SAW

YU - 8055AT

PRUNING SAW W/ PLASTIC SHEATH

- BLADE: 7T/1", 1.0MM(T), HIGH CARBON STEEL BLADE, TRIPLE-BEVEL TEETH, LACQUERED.
- HANDLE: ABS AND TPR PLASTIC HANDLE.
- SLIDING CARD
- YU-8054AT 14" (350MM), PACKING: 6/12ctn, 9/10kg, 1.9'
- YU-8055AT 12" (300MM), PACKING: 12/24ctn, 12/13kg, 3'
- YU-8057AT 10" (250MM), PACKING: 12/24ctn, 11/12kg, 2.8'



YU - 1867S

9.5" (240MM) PRUNING SAW W/ PLASTIC SHEATH

- BLADE: 9.5" (240MM), 7T/1", 1.0MM(T), HIGH CARBON STEEL BLADE, TRIPLE-BEVEL TEETH, LACQUERED.
- HANDLE: ABS AND TPR PLASTIC HANDLE.
- PACKING: COLOR SLEEVE, 12/48ctn, 12/13kg, 1.8'



YU - 2075

PRUNING SAW W/ PLASTIC SHEATH

- BLADE: 7T/1", HIGH CARBON STEEL BLADE, TRIPLE-BEVEL TEETH, GROUND, CHROME PLATED.
- HANDLE: PP AND TPR PLASTIC HANDLE.
- SLIDING CARD
- YU-2074 14" (350MM), 1.8MM(T), PACKING: 6/12ctn, 7.5/8.5kg, 2'
- YU-2075 12" (300MM), 1.4MM(T), PACKING: 12/24ctn, 13/14kg, 3.1'
- YU-2077 10" (250MM), 1.3MM(T), PACKING: 12/24ctn, 12/13kg, 2.8'



YU - 4871AT

PRUNING SAW W/ PLASTIC SHEATH

- BLADE: 7T/1", 1.0MM(T), HIGH CARBON STEEL BLADE, TRIPLE-BEVEL TEETH, LACQUERED.
- HANDLE: ABS AND TPR PLASTIC HANDLE .
- COLOR SLEEVE
- YU-4871AT 9" (240MM), PACKING: 12/48ctn, 12/13kg, 1.8'
- YU-4873AT 12" (300MM), PACKING: 12/48ctn, 14/15kg, 2'



YU - 8075

PRUNING SAW W/ PLASTIC SHEATH

- BLADE: 7T/1", HIGH CARBON STEEL BLADE, TRIPLE-BEVEL TEETH, GROUND, CHROME PLATED.
- HANDLE: PP AND TPR PLASTIC HANDLE.
- SLIDING CARD
- YU-8074 14" (350MM), 1.8MM(T), PACKING: 6/12ctn, 7.5/8.5kg, 2'
- YU-8075 12" (300MM), 1.4MM(T), PACKING: 12/24ctn, 13/14kg, 3.1'
- YU-8077 10" (250MM), 1.3MM(T), PACKING: 12/24ctn, 12/13kg, 2.8'



YU - 4871ATH-11T

9" (240MM) PRUNING SAW W/ PLASTIC SHEATH

- BLADE: 9" (240MM), 11T/1", 0.8MM(T), HIGH CARBON STEEL BLADE, TRIPLE-BEVEL TEETH, LACQUERED, IMPULSE-HARDENING TEETH.
- HANDLE: ABS AND TPR PLASTIC HANDLE.
- PACKING: COLOR SLEEVE, 12/48ctn, 12/13kg, 1.8'



YU - 8078AT

PRUNING SAW W/ PLASTIC SHEATH

- BLADE: 7T/1", 1.0MM(T), HIGH CARBON STEEL BLADE, TRIPLE-BEVEL TEETH, LACQUERED.
- HANDLE: PP AND TPR PLASTIC HANDLE.
- COLOR SLEEVE
- YU-8078AT-180 7" (180MM), PACKING: 12/48ctn, 16/17kg, 2.3'
- YU-8078AT-210 8.5" (210MM), PACKING: 12/48ctn, 17/18kg, 2.2'



YU - 9571A

PRUNING SAW W/ PLASTIC SHEATH

- BLADE: 7T/1", HIGH CARBON STEEL BLADE, TRIPLE-BEVEL TEETH, CHROME PLATED.
- HANDLE: PP AND TPR PLASTIC HANDLE.
- SLIDING CARD
- YU-9571A 10" (250MM), 1.3MM(T), PACKING: 12/48ctn, 12/13kg, 2.7'
- YU-9581A 12" (300MM), 1.4MM(T), PACKING: 12/36ctn, 12.5/13.5kg, 2.4'



PRUNING SAW

YU - 9591

15" (375MM) PRUNING SAW

- BLADE: 15" (375MM), 5T/1", 1.0MM(T), HIGH CARBON STEEL BLADE, FILE TEETH, IMPULSE-HARDENING TEETH, LACQUERED.
- HANDLE: ABS PLASTIC HANDLE.
- PACKING: COLOR SLEEVE, 12/48ctn, 12.5/13.5kg, 2'



YU - 9575BC

12" (300MM) PRUNING SAW W/ PLASTIC SHEATH

- BLADE: 12" (300MM), 1.0MM(T), HIGH CARBON STEEL BLADE, FILE TEETH, IMPULSE-HARDENING TEETH, GROWN TEETH.
- HANDLE: ABS AND PVC PLASTIC HANDLE.
- PACKING: SLIDING CARD, 12/24ctn, 12/13kg, 3'



YU - 9583B

PRUNING SAW

- BLADE: 7T/1", HIGH CARBON STEEL BLADE, TRIPLE-BEVEL TEETH, GROUND, CHROME PLATED.
- HANDLE: WITH UMBRELLA-SHAPED DESIGN IRON HANDLE.
- COLOR SLEEVE

YU-9583B 12"(300MM), 1.4MM(T), PACKING: 12/48ctn, 13/14kg, 2.3'

YU-9584B 14"(350MM), 1.8MM(T), PACKING: 12/36ctn, 12.5/13.5kg, 2.1'



YU - 4853

11" (280MM) PRUNING SAW

- BLADE: 11" (280MM), 7T/1", 1.0MM(T), HIGH CARBON STEEL BLADE, TRIPLE-BEVEL TEETH, LACQUERED.
- HANDLE: ABS AND TPR PLASTIC HANDLE.
- PACKING: COLOR SLEEVE, 10/60ctn, 16/17kg, 1.6'



YU - 485134BCH

12" (300MM) KEY HOLE SAW

- BLADE: 12" (300MM), 7T/1", 1.2MM(T), HIGH CARBON STEEL BLADE, FILE TEETH AND IMPULSE-HARDENING TEETH, LACQUERED.
- HANDLE: ABS AND TPR PLASTIC HANDLE.
- PACKING: COLOR SLEEVE, 12/48ctn, 9.6/10.6kg, 2.3'



BOW SAW & PRUNER



YU - 9449-123

3-IN-1 BOW SAW

- BLADE: 12" (300MM), (1+2)BLADES, 5T/1", 18T/1" AND 24T/1", 0.6MM(T), HIGH CARBON STEEL BLADE WITH PVC PROTECTION GUARD.
- HANDLE: ABS PLASTIC HANDLE.
- PACKING: COLOR SLEEVE, 12/24ctn, 12/13kg, 1.9'



YU - 9449-21

21" (525MM) BOW SAW

- BLADE: 21" (525MM), 5T/1", 0.6MM(T), HIGH CARBON STEEL BLADE, NORMAL TEETH, LACQUERED, IMPULSE-HARDENING TEETH. BLADE WITH PVC PROTECTION GUARD.
- HANDLE: ABS PLASTIC HANDLE.
- PACKING: COLOR SLEEVE, 6/12ctn, 7/8kg, 1.7'



YU - S4801

8.5" (215MM) BY PASS PRUNER

- BLADE: 8.5" (215MM) TOTAL LENGTH, STAINLESS STEEL, HARDENING BLADE.
- HANDLE: ALUMINUM HANDLE WITH TPR GRIPS
- PACKING : SLIDING CARD, 12/48ctn, 14/15kg, 1.2'



YU - S5801

9" (225MM) UTILITY SCISSORS

- BLADE: 9" (225MM) TOTAL LENGTH, STAINLESS STEEL, HARDENING BLADE.
- HANDLE: ALUMINUM HANDLE WITH TPR GRIPS.
- PACKING : SLIDING CARD, 12/48ctn, 13.5/14.5kg, 1.2'



YU - S7402

8.4" (210MM) UTILITY SCISSORS

- BLADE: 8.4" (210MM) TOTAL LENGTH, STAINLESS STEEL BLADE, SANDBLAST.
- HANDLE: ALUMINUM HANDLE WITH TPR GRIPS
- PACKING: SLIDING CARD, 12/48ctn, 14/15kg, 2.5'



ssteck

FOLDING PRUNING SAW

YU - 9569ATH

7" (180MM) FOLDING SAW

- BLADE: 7" (180MM), 7T/1", 1.0MM(T), HIGH CARBON STEEL BLADE, TRIPLE-BEVEL TEETH, LACQUERED, IMPULSE-HARDENING TEETH.
- HANDLE: IRON WITH TPR COVERED.
- PACKING: SLIDING CARD, 12/48ctn, 13/14kg, 1.4'



YU - 9561

7" (180MM) FOLDING PRUNING SAW

- BLADE: 7" (180MM), 7T/1", 1.3MM(T), HIGH CARBON STEEL BLADE, TRIPLE-BEVEL TEETH, GROUND, CHROME PLATED, 4-SECTION SWITCH.
- HANDLE: ABS AND TPR PLASTIC HANDLE.
- PACKING: SLIDING CARD, 12/48ctn, 14/15kg, 2.2'



YU - 4068

8" (210MM) FOLDING PRUNING SAW

- BLADE: 8" (210MM), 7T/1", 1.0MM(T), HIGH CARBON STEEL BLADE, TRIPLE-BEVEL TEETH, GROUND, CHROME PLATED, 3-SECTION SWITCH.
- HANDLE: ABS AND TPR PLASTIC HANDLE.
- PACKING: SLIDING CARD, 12/48ctn, 12/13kg, 1.9'



YU - 4068ATH-2

2-IN-1 FOLDING SAW SET

- BLADE:
 - (1) 8"(210MM), 7T/1", 1.0MM(T), HIGH CARBON STEEL BLADE, TRIPLE-BEVEL TEETH, LACQUERED, IMPULSE-HARDENING TEETH.
 - (2) 8"(210MM), 24T/1", 0.9MM(T), HIGH CARBON STEEL BLADE, ED COATING(BLACK COLOR), 3-SECTION SWITCH.
- HANDLE: ABS AND TPR PLASTIC HANDLE.
- PACKING: NYLON SHEATH + SLIDING CARD, 12/36ctn, 13.5/14.5kg, 2.5'



INNOVATION



FOLDING PRUNING SAW

YU - 9538

CURVE FOLDING PRUNING SAW

- BLADE: HIGH CARBON STEEL BLADE, TRIPLE-BEVEL TEETH, CHROME PLATED.
- HANDLE: ABS AND TPR PLASTIC HANDLE.
- SLIDING CARD
- YU-9537 6"(150MM), 0.9MM(T), PACKING: 12/72ctn, 13/14kg, 2.5'
- YU-9538 7"(180MM), 1.0MM(T), PACKING: 12/48ctn, 12.5/13.5kg, 2.3'
- YU-9539 8"(210MM), 1.0MM(T), PACKING: 12/48ctn, 14.5/15.5kg, 2.4'



YU - 9550C

FOLDING PRUNING SAW

- BLADE: 7T/1", 1.0MM(T), HIGH CARBON STEEL BLADE, NORMAL TEETH, LACQUERED.
- HANDLE: PP PLASTIC HANDLE.
- SLIDING CARD
- YU-9550C 7.5"(190MM), PACKING: 12/72ctn, 14/15kg, 1.9'
- YU-9552D 9.5"(240MM), PACKING: 12/48ctn, 15/16kg, 2.1'



YU - 9548AT

FOLDING PRUNING SAW

- BLADE: 7T/1", 1.0MM(T), HIGH CARBON STEEL BLADE, TRIPLE-BEVEL TEETH, LACQUERED.
- HANDLE: ABS AND TPR PLASTIC HANDLE.
- SLIDING CARD
- YU-9547AT 6"(150MM), 0.9MM(T), PACKING: 12/72ctn, 14.5/15.5kg, 2.3'
- YU-9548AT 7"(180MM), 1.0MM(T), PACKING: 12/48ctn, 13/14kg, 2.3'
- YU-9549AT 8"(210MM), 1.0MM(T), PACKING: 12/48ctn, 15.5/16.5kg, 2.3'



YU - 9551A

FOLDING PRUNING SAW

- BLADE: 7T/1", 1.3MM(T), HIGH CARBON STEEL BLADE, TRIPLE-BEVEL TEETH, GROUND, CHROME PLATED.
- HANDLE: PP AND TPR PLASTIC HANDLE.
- SLIDING CARD
- YU-9551A 7.5"(190MM), PACKING: 12/72ctn, 15/16kg, 1.8'
- YU-9552A 9.5"(240MM), PACKING: 12/48ctn, 15/16kg, 2.1'



YU - 9565

FOLDING PRUNING SAW

- BLADE: 7T/1", HIGH CARBON STEEL BLADE, TRIPLE-BEVEL TEETH, GROUND, CHROME PLATED, 3-SECTION SWITCH.
- HANDLE: ABS AND TPR PLASTIC HANDLE.
- SLIDING CARD
- YU-9565 7"(170MM), 1.3MM(T), PACKING: 12/48ctn, 13/14kg, 2.2'
- YU-9566 9"(220MM), 1.4MM(T), PACKING: 12/36ctn, 13/14kg, 2.1'
- YU-9567 11"(270MM), 1.5MM(T), PACKING: 12/24ctn, 10/11kg, 1.9'



YU - 9551-2

2-IN-1 FOLDING SAW SET

- BLADE:
 - (1) 7.5"(190MM), 7T/1", 1.0MM(T), HIGH CARBON STEEL BLADE, TRIPLE-BEVEL TEETH, LACQUERED.
 - (2) 7.5"(190MM), 24T/1", 0.9MM(T), HIGH CARBON STEEL BLADE, ED COATING(BLACK COLOR).
- HANDLE: PP AND TPR PLASTIC HANDLE.
- PACKING: SLIDING CARD, 12/72ctn, 15.5/16.5kg, 1.8'



YU - 9565CAT

7" (170MM) CURVE FOLDING PRUNING SAW

- BLADE: 7" (170MM), 1.0MM(T), HIGH CARBON STEEL BLADE, TRIPLE-BEVEL TEETH, LACQUERED, 3-SECTION SWITCH.
- HANDLE: ABS AND TPR PLASTIC HANDLE.
- PACKING: SLIDING CARD, 12/48ctn, 11/12kg, 2.2'





Sotek Corporation

sotek. 暨典農工業有限公司

SHUH DEAN FARMING AND INDUSTRIAL CO., LTD.

41468 台中市烏日區大明路成豐巷440-1號

NO.440-1, CHENG-FON LANE, TAI-MIN RD., WU-JIH,

TAICHUNG 41468, TAIWAN

Tel: +886-4-23357988 Fax: +886-4-23358008

Tel: +886-4-23357002 (English)

E-mail: sotek.tool@msa.hinet.net

<http://www.sotek.com.tw>